

# DLM 2.0

## OPTIMIZED USE of the available power



### CHARACTERISTICS:

- Multiple charging points, either interconnected in series or at a hub.
- Set maximum installation charging power.
- Instantaneous charging powers adjusted according to the number of vehicles charging and their consumption.

**Dynamic Load Management 2.0 (DLM 2.0)** is the latest generation dynamic management system, supplied as standard in all the FUSION and RAPID models.

DLM 2.0 allows all the couplings on each charging station to share the total power defined for the equipment in the most balanced and dynamic way possible, also permitting the interconnection of a group of charging points and the definition of a maximum power output for the whole group. This ensure that the assigned threshold is never exceeded, regardless of the number of vehicles charging simultaneously.

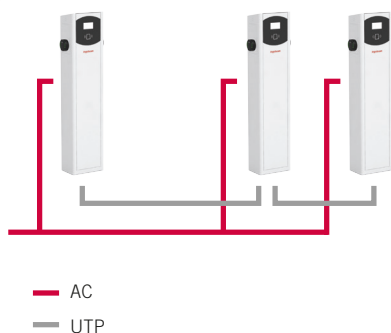
It is therefore possible to **optimize the use of the existing installation**, either through the power contracted or through any other limitation on the installation.

### DLM BASICS

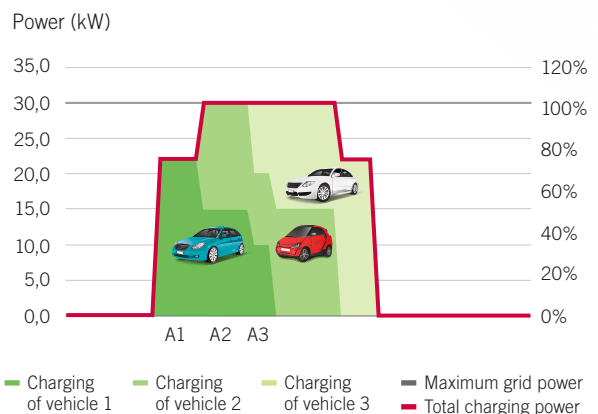
**DLM 2.0 dynamically manages the power at each socket in the installation**, based on the number of sockets in operation, the types of sockets or connectors used at each charging point and the current actually demanded by each vehicle. This is all evaluated in real time.

It is a dynamic, adaptive system, given the fact that if one of the vehicles is not consuming the current assigned by the system then, after a given time, the current not being consumed is assigned to the rest of the vehicles connected, for maximum use of the power available.

It is possible to combine AC points with DC points in the same group of charging stations.



DLM 2.0 Dynamic Load Management



# SMART DLM 2.0

## THE SMART power



### CHARACTERISTICS:

- Multiple charging points, either interconnected in series or at a hub.
- Set maximum power to be supplied by the grid.
- Instantaneous powers adjusted according to the number of vehicles loading and the total consumption of the installation.

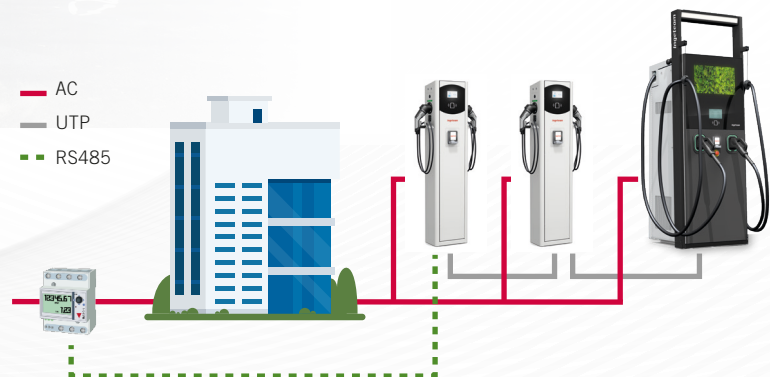
**Smart DLM is the latest development of the DLM 2.0 system** for the smart and dynamic management of the power in an installation that includes charging stations and also other loads such as those that are characteristic of an office or industry.

It consists in a network analyzer, installed at the desired management point and connected to a unit. All the FUSION and RAPID models are compatible with Smart DLM and it is even possible to combine models.

The Smart DLM **allows for the real-time dynamic adjustment of the overall power of the chargers**, which will jointly adjust their power to adapt to the other consumptions of the installation.

In this way it is possible to management the power demand and avoid or minimize the need to increase the power contracted.

**The Smart DLM system makes a continuous analysis of the power consumed by the entire installation, including the charging stations.**



### Smart Dynamic Load Management

