

**INDARCOM™**

**SYNCHRONOUS CONDENSERS**

**The Grid Reinforcer**

### TODAY’S TRANSITION

Decarbonization and emission objectives are changing drastically the structure and operation of the energy sector, with an exponential increase of renewable energies, wind and solar. These changes are affecting the maintainability, conservation, and restoration of grid security.

New regulations are born with the objective of the integration of renewable energies in a safe way while maintaining and improving the quality and security of the electric supply.

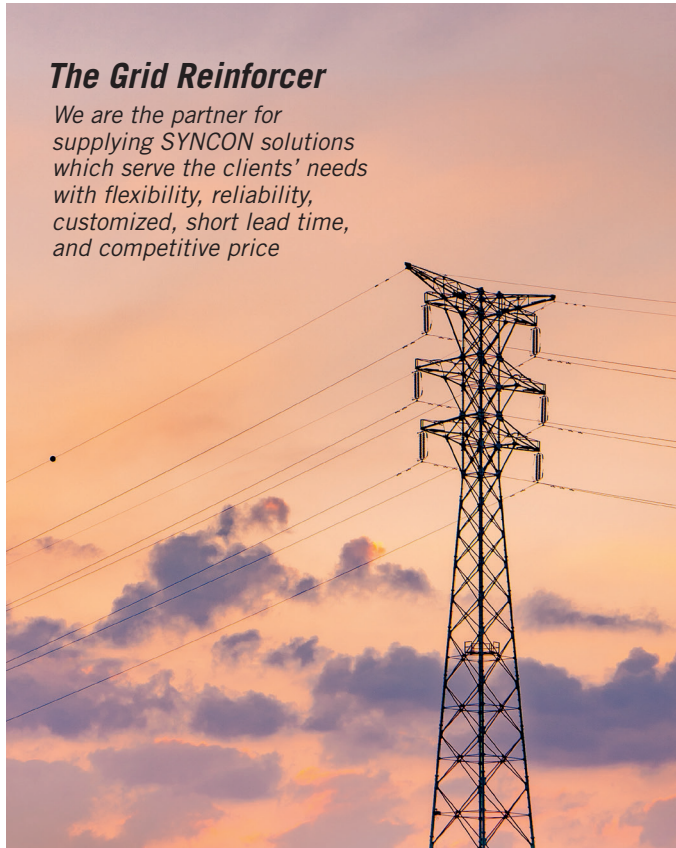
Closing of main system power plants (thermal, nuclear), and atomization of the system, is pushing all generators to support the grid with new requirements locally.

Present	Near Future
Centralized power generation	Distributed model
Fossil based generation	Renewables
Closed market	A liberalized electricity market
Passive customers	Prosumers
Few consumer data	Big data (smart meters, comms)
Bulk energy	Grid services
High energy prices	Low energy prices

### INDARCOM SOLUTION

The Grid Reinforcer


We are the partner for supplying SYNCON solutions which serve the clients' needs with flexibility, reliability, customized, short lead time, and competitive price



Indar is able to provide solutions to support grid challenges. The solution can provide reactive power, short circuit power and required inertia adapting to customer needs.

INDARCOM Syncon main features (per Syncon)*	
Reactive Power	Up to 130 MVar
Short Circuit Power	More than 1200 MVA at 15kV
Inertia	Up to 900 MWs with flywheel
Excitation	Static or Brushless
Starting	Pony-Motor & VFD
Cooling	IC01/81W/616

*\*for specific requirements please contact Indar*



## TYPICAL APPLICATIONS & MAIN SEGMENTS

### TSO/TNSP/DO

Transmission Substations  
HVDC interconnectors

#### Benefits:

Provides short circuit strength  
Dynamic reactive power support (voltage regulation)  
Reduces local harmonic



### RENEWABLES (WIND/SOLAR)

Renewable Power Plant Developers & Manufacturers

#### Benefits:

Increases short circuit ratio (SCR)  
Dynamic voltage support  
Provides inertia to improve RoCoF\*

*\*Rate Change of Frequency*



### RETROFIT OLD POWER STATION

Retrofit old Power Stations  
Repowering of wind power plants  
Renewable Power Plant

#### Benefits:

Modern controls and excitation – improved response time  
Support dynamic voltage regulation and inertia as new systems



### INDUSTRIES

Mining and high electric consumers

#### Benefits:

Reduced Dip impact  
Stronger industry network  
Improved power factor





## ADVANTAGES AND KEY BENEFITS OF INDARCOM™

**High Short Circuit Power**

Reinforcing the grid and allowing further renewable integration.  
Approximate SCR at HV Connection (including HV transformer impedances) is 4 times rated overexcited reactive power capacity.

1

**Inertia**

Requirements can be adjusted by machine design and/or flywheel addition improving grid stability.

2

**Improves Voltage Regulation** with continuously adjustable reactive power.

3

**LVRT Low Voltage Ride Through** Indar Synchronous Condenser remain connected to the Grid in the case of Low Voltage events, supporting with current and system inertia.

4

**Very Low Harmonics**

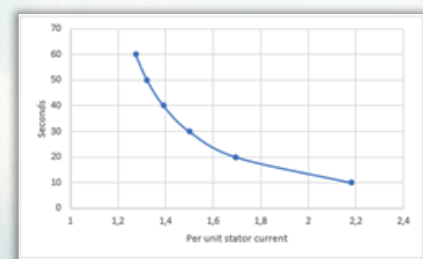
As a Synchronous machine, it is designed as Pure Sinus output, making it easy to integrate into existing grid environments

5

**Short-Term Overload Capability**

Compared with Power Electronics devices as STATCOMS, the Synchronous Condenser can support grid events with increased output during longer periods and higher ratings.

6





## INDAR'S ADDED VALUE

Indar has a long experience with more than 80 years of electric rotative machine manufacturing. The solution is designed to provide the highest flexibility, reliability, and availability with low losses.

### TAILORED DESIGN

The solution is developed to fulfill the customer's need and is adapted to the layout of the available space with minimal modification of the existing civil works.



### RELIABLE AND ROBUST DESIGN

Indar's synchronous condensers are based on generators that have been applied in over 100 applications. Resulting in low operational downtime and highest availability.



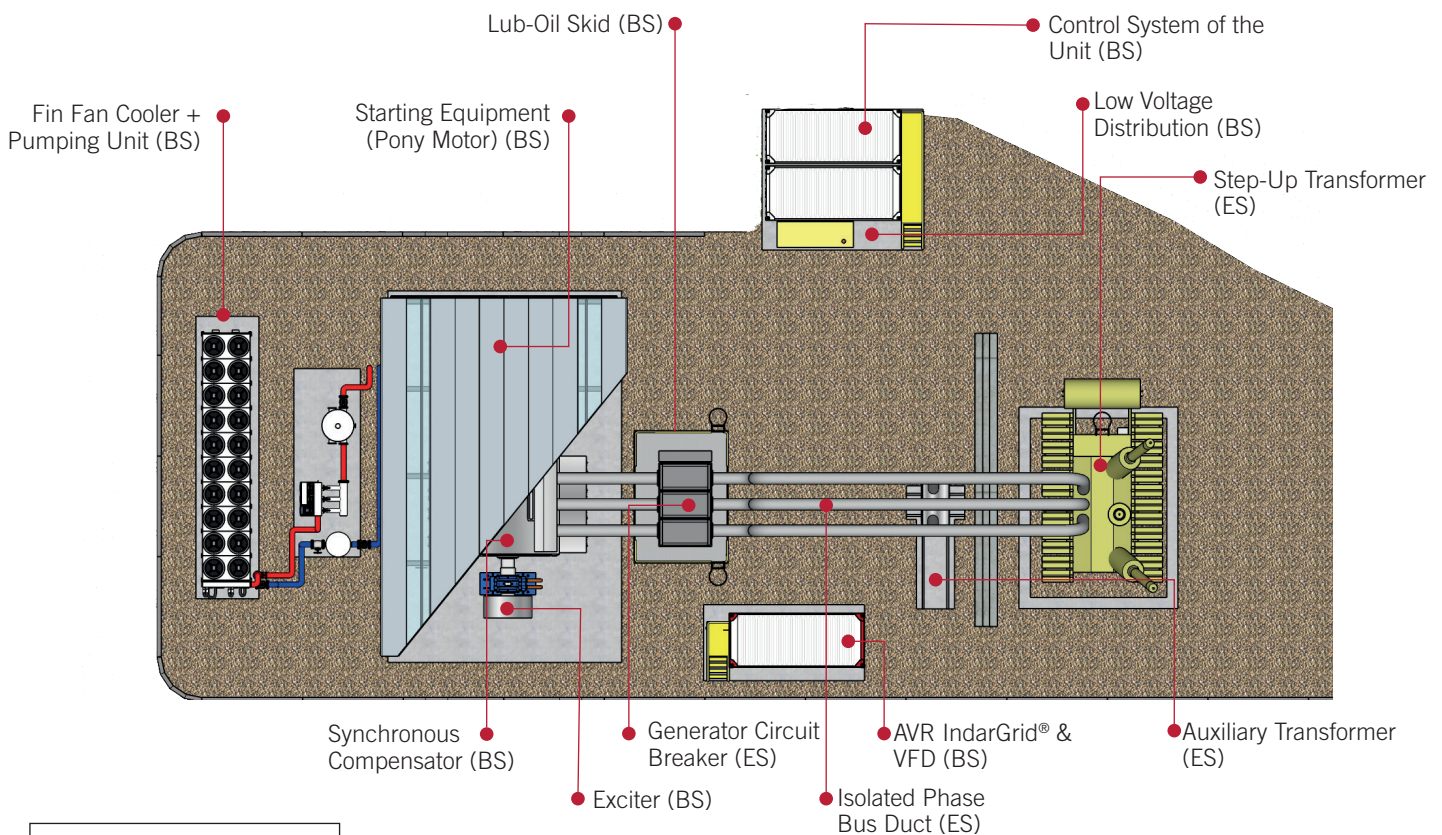
### GRID CODE COMPLIANCE

Indar has long experience in grid requirements fulfillment globally and it is backed by more than 20 years with 63 GW of Grid Code Compliance in hydro, wind and solar industry supported by Indargrid™ AVR.



### EXTENDED SCOPE WITH REDUCED FOOTPRINT


Optional modular package for the extended scope that includes containerized control units and easy operability.



- Basic Scope (BS)
- Extended Scope (ES)

Layout footprint dimensions: 25 \* 40 m


## SYNCON & MAIN COMPONENTS



**There is minimal maintenance over the entire life of the plant, low OPEX**



## EXAMPLE OF A MODULAR PACKAGE OF 2 UNITS & MAIN EQUIPMENT



The extended scope of the INDARCOM solution will be a bespoke design that will cover the available plot considering optimized space with easy and secure access, operability. Regarding the project supervision and building, there will be a dedicated skilled team working and supporting the smooth running of the project until the handover of the plant.

### **The solution is built-in reduced footprint and has a fast lead time**

The low voltage distribution system is designed on a container basis as well as the Control & Protection system and the VFD and AVR (Indargrid™)

- One container for each Syncon
- One container for the main LV
- One container for the Control system



## EXCITATION SYSTEM

The excitation system (AVR) for these applications is an INDARGRID™ UF (Ultra-Fast) with PSS (Power System Stabilizer) and RM (Rotor Monitoring). This is an advanced Synchronous Generator Control System designed for improved operation of Grid Connected Synchronous Generators under new Grid Code requirements, supporting the integration of renewable energies.

INDARGRID™ is based on the proven technology of Ingeteam's INGECON WIND & SUN Technology with more than 63 GW of grid connected generators fulfilling worldwide Grid Codes, and a track experience of more than 200 Hydropower plants using INGECON H Technology.

It is valid for all brushless type synchronous generators, including the Synchronous Condenser application. The following are the main features:

This AVR includes very fast and accurate measures of grid parameters, like cycle-by-cycle Voltage, Frequency, Current and Power measurements, and cycle-by-cycle High-Resolution Frequency measures (1 mHz) that are necessary for compliance with requirements of the latest Grid Codes.

INDARGRID™ allows precise and fast control of reactive power (Q) and can improve the operation of prime mover active power control system, with the support of the fast-measured values of power and frequency in a wide range of grid-connected applications as Internal Combustion Engines based Gensets, Hydropower plants and Synchronous Condensers.

	STATCOM	BESS+ STATCOM	SYNCON	INDARCOM
<b>Voltage Fluctuations support</b>	HIGH	HIGH	HIGH	HIGH
<b>Variable Reactive power regulation</b>	BIC	BIC	HIGH	HIGH
<b>High Short Circuit Current</b>	LOW	LOW	HIGH	BEST IN CLASS
<b>Short Circuit Power Capacity</b>	LOW	LOW	HIGH	BEST IN CLASS
<b>Inertia</b>	LOW	MEDIUM	HIGH	BEST IN CLASS
<b>Fault Ride Through</b>	HIGH	HIGH	HIGH	BEST IN CLASS
<b>Overload capacity</b>	LOW	LOW	HIGH	BEST IN CLASS
<b>CAPEX</b>	LOW	MEDIUM	LOW	LOW
<b>OPEX</b>	LOW	MEDIUM	LOW	LOW

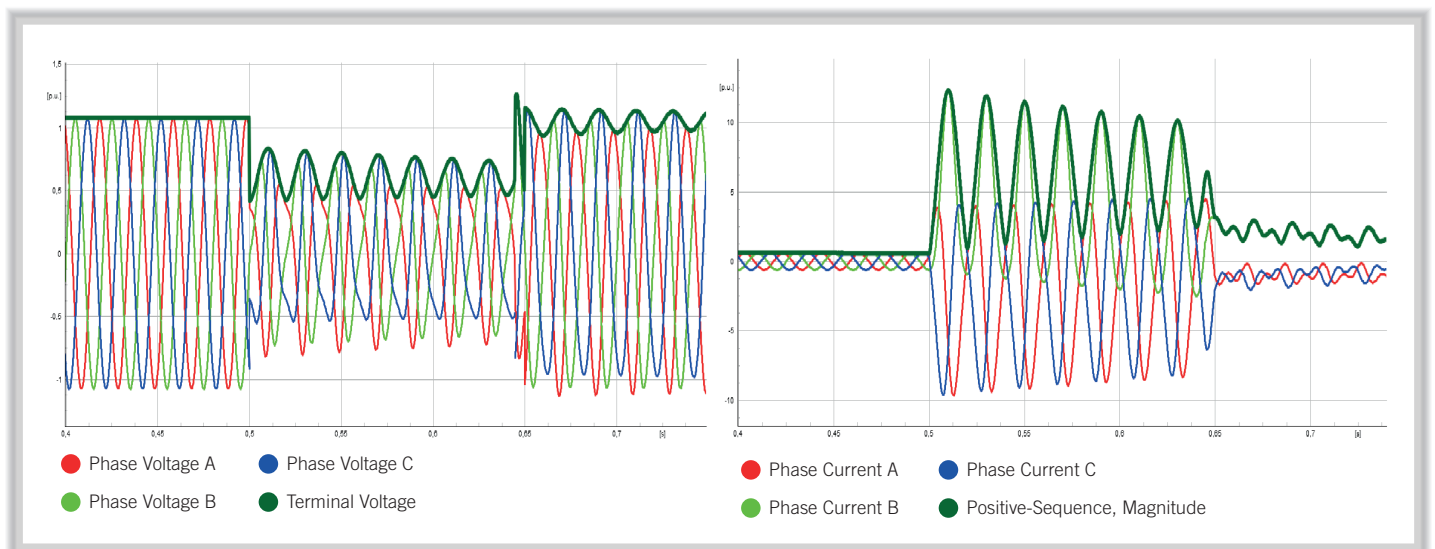


## Main Features

- ✓ Thyristor based rectifier and crowbar
- ✓ Wide range of supply voltage
- ✓ Ultrafast and high precision measures
- ✓ Ethernet based communications with cloud storing
- ✓ Multiple rotor monitoring
- ✓ Multiprocessor control system
- ✓ IGBT exciter power stage
- ✓ Fast and accurate grid parameters

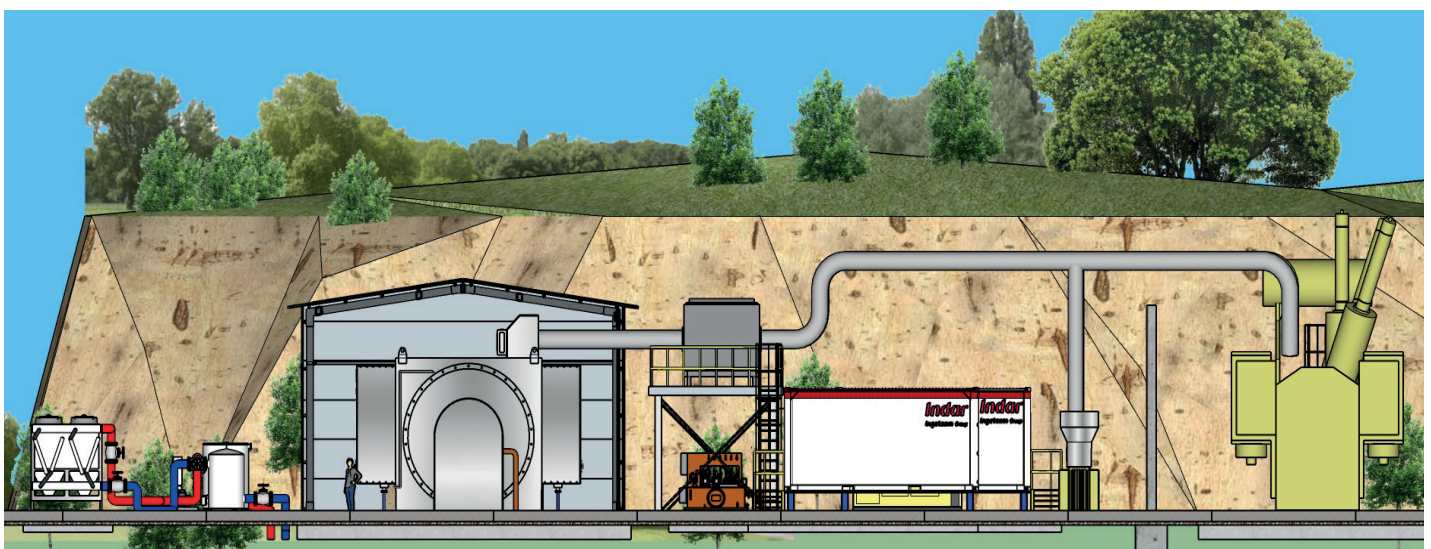
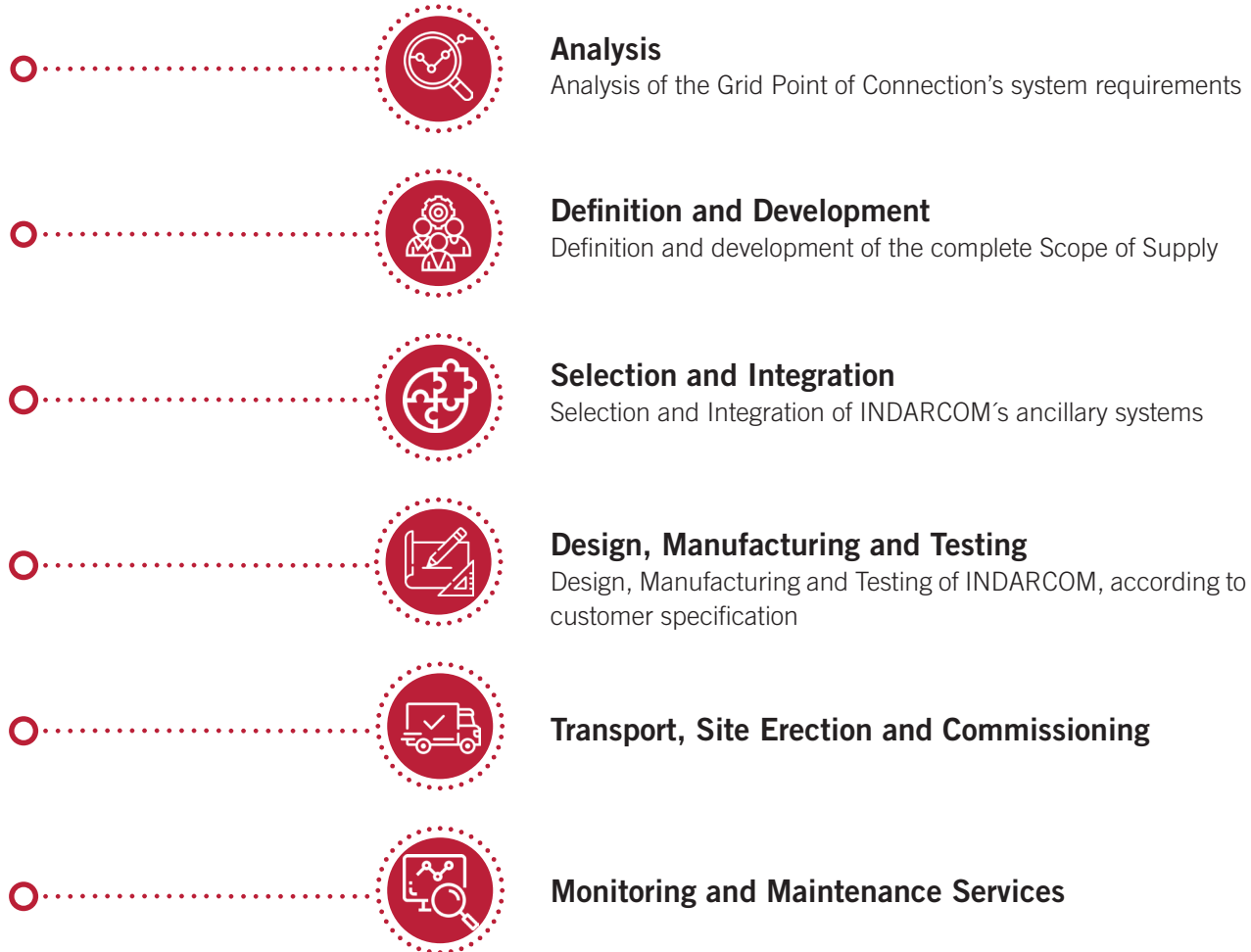


## EXAMPLE OF SIMULATION BASED ON IN HOUSE DEVELOPED MODELS



Indar provides computer original PSSE/ DigSilent / PSCAD, EMT/ RMS models of the syncon and AVR to run simulations on final grid code requirements.

The solution configuration process can be defined as follows:





### GRID CODE COMPLIANCE

- Most competitive solution to reduce RoCoF
- LVRT (Low Voltage Ride Through) compliant

### GRID SUPPORT

- Local voltage and frequency support during contingencies and faults
- Provides short term overload capability



**INGETEAM INDAR MACHINES S.A.**

Polígono Industrial Txara s/n

20200 BEASAIN, SPAIN

Tel: +34 943 02 82 00

Fax: +34 943 02 82 01

indarcom@ingeteam.com

***Indar***  
***Ingeteam*** Group

*Your driving force*

---

INGETEAM INDAR MACHINES S.A.

[www.indar.net](http://www.indar.net)

2021/09