

THREE-PHASE TRANSFORMERLESS STRING INVERTER WITH THE MAXIMUM POWER DENSITY

100TL

A three-phase inverter family for commercial, industrial and utility-scale PV plants.

Greater cost-effectiveness

Thanks to its greater output power (up to 110 kW if connected to a 440 Vac network), the new INGECON® SUN 100TL allows to drastically reduce the number of inverters required for designing a PV power plant. Thus, it minimises the labour cost and reduces the global cabling cost. Furthermore, it enables up to a 20% cost reduction in AC cabling as this PV inverter does not require a neutral wire.

Moreover, it does not require DC combiner boxes, nor AC combiner boxes, ensuring the minimum possible CAPEX (Capital Expenditures).

Lower operational costs

Thanks to the wireless communication network that this inverter allows, the power plant can be commissioned, monitored and controlled without any communications cabling.

Furthermore, its string inverter philosophy permits an easy and immediate replacement that does not require qualified technicians.

Higher flexibility and power density

The highest flexibility thanks to its maximum DC voltage (1,100 V) and to its wide voltage range MPP (570-850 V). Awesome power density, with up to 110 kW in a 75 kg inverter.

Rugged design

Aluminium casing, especially conceived for indoor and outdoor applications (IP65). The INGECON® SUN 3Play TL inverters have been designed to guarantee a long life expectancy and to withstand extreme temperatures.

Ethernet and Wi-Fi as standard

This PV inverter features Ethernet and Wi-Fi communications as standard. These communications, together with the webserver that the inverter integrates, enable a fast and reliable commissioning using a mobile phone, a tablet or a laptop. Furthermore, it is compatible with external Cloud Connect software.

Standard 5 year warranty, extendable for up to 25 years



100TL

Different versions to choose from

In order to satisfy its clients' needs, Ingeteam has created different versions for the INGECON® SUN 3Play TL family:

- STD version
- PRO version

Versions available	STD version	PRO version
DC Terminal blocks	✓	
PV connectors ⁽¹⁾		✓
DC switch	✓	✓
DC surge arresters, type 2	✓	✓
AC surge arresters, type 2	✓	✓
DC fuses		✓ ⁽²⁾
String current metering kit		✓

Notes: ⁽¹⁾ No crimping tools needed ⁽²⁾ 1,500 V fuses. Only for the positive pole.

MAIN FEATURES

- Low-voltage ride-through capability.
- Reactive power capability.
- Compatible with external Cloud Connect software.
- 99.1% maximum efficiency.
- Ethernet and Wi-Fi communications supplied as standard.
- Integrated Webserver.
- Software INGECON® SUN Monitor for PV plant monitoring.
- Suitable for indoor and outdoor installations (IP65).
- High temperature performance.
- Different versions to satisfy every project needs.
- Compatible with night power supply.
- 4 digital inputs and 2 digital outputs.
- DRMO ready (for the Australian market).

PROTECTIONS

- Shortcircuits and overloads at the output.
- Anti-islanding with automatic disconnection.
- Insulation faults.
- AC overvoltages with type 2 surge arresters.
- DC overvoltages with type 2 surge arresters.

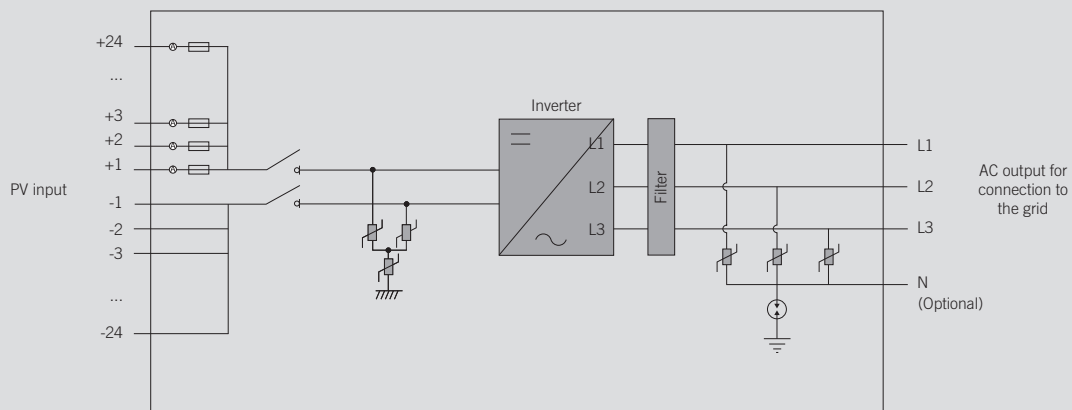
OPTIONAL ACCESORIES

- Self-consumption kit.
- RS-485 communication.
- DC fuses for the negative pole.

BENEFITS

- Greater power density.
- Greater cost-effectiveness thanks to the cabling cost reduction.
- High availability compared to central inverters.
- High efficiency rates.
- Easy maintenance.

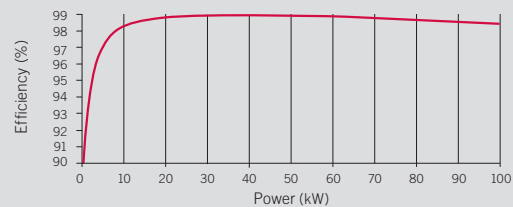
3Play TL PRO version



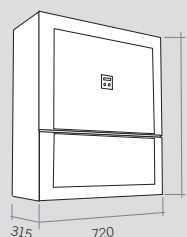
100TL						
Input (DC)						
Recommended PV array power range	56 - 80.2 kWp	91.1 - 130.5 kWp	96.2 - 137.8 kWp	101.2 - 145 kWp	106.3 - 152.3 kWp	111.3 - 159.5 kWp
Voltage range MPP ⁽¹⁾	513 - 850 V	513 - 850 V	541.5 - 850 V	570 - 850 V	598.5 - 850 V	627 - 850 V
Maximum voltage ⁽²⁾	1,100 V					
Maximum current ⁽³⁾	185 A					
Short-circuit current	240 A					
Inputs (STD / PRO)	1 / 24					
MPPT	1					
Output (AC)						
Rated power at rated Vac	55.3 kW	90 kW	95 kW	100 kW	105 kW	110 kW
Max. temperature at rated power ⁽⁴⁾	50 °C					
Maximum current	145 A					
Rated voltage	220 V	360 V	380 V	400 V	420 V	440 V
Frequency	50 / 60 Hz					
Type of grid ⁽⁵⁾	TT / TN					
Power Factor	1					
Power Factor adjustable ⁽⁶⁾	Yes, 0 - 1 (leading / lagging)					
THD ⁽⁷⁾	<3%					
Efficiency						
Maximum efficiency	99.1%					
Euroefficiency	98.5%					
General Information						
Refrigeration system	Forced ventilation					
Air flow	570 m ³ /h					
Stand-by consumption	20 W					
Consumption at night	1 W					
Ambient temperature	-25 °C to 60 °C					
Relative humidity (non-condensing)	0 - 100%					
Protection class	IP65 / NEMA 4					
RCD	1,000 mA					
Maximum operating altitude ⁽⁸⁾	3,000 m					
Connection	AC: Max. Cross section: 240 mm ² (one wire) DC connection (STD): Max. Cross section: 300 mm ² (one wire) DC connection (PRO): 6 mm ² (24 pairs of PV connectors) Copper and Aluminium cabling permitted for DC and AC					
Marking	CE					
EMC and safety standards	IEC 61000-6-1, IEC 61000-6-2, IEC 61000-6-3, IEC 61000-6-4, IEC 61000-3-11, IEC 62109-1, IEC 62109-2, IEC 62103, IEC 61000-3-12, EN50178, FCC Part 15, IEC 60068-2-1, IEC 60068-2-2, IEC 60068-2-14, IEC 60068-2-30, IEC 60068-2-68, IEC 60529					
Grid connection standards	DIN V VDE V 0126-1-1, Arrêté du 23 avril 2008, EN 50438, EN 50439, EN 50549, CEI 0-21, CEI 0-16 VDE-AR-N 4105:2011-08, G59/3, P.O.12.3, AS4777.2, BDEW, IEC 62116, IEC 61727, UNE 206007-1, ABNT NBR 16149, ABNT NBR 16150, Brazilian Grid Code, South African Grid Code, Chilean Grid Code, DEWA 2.0, Jordanian Grid Code, Thailand MEA & PEA requirements					

Notes: ⁽¹⁾ $V_{mpp,min}$ is for rated conditions ($V_{ac}=1$ p.u. and Power Factor=1). $V_{mpp,min}$ will depend on the grid voltage (V_{ac}), according to this relation: $V_{mpp,min}=1.425 \cdot V_{ac}$
⁽²⁾ The inverter does not start operating until $V_{dc} < 1,000$ V. If the DC fuses for the negative pole have been installed, then the maximum DC voltage is 1,000 V ⁽³⁾ The maximum current per PV connector is 11 A for the PRO version ⁽⁴⁾ For each °C of increase, the output power will be reduced at the rate of 2.3% ⁽⁵⁾ These units must be connected to a three-phase grid with a star formation with grounded neutral. They cannot be connected to IT grids ⁽⁶⁾ Extended adjustment range for nominal working points ⁽⁷⁾ For rated AC power and voltage in accordance with IEC 61000-3-4 ⁽⁸⁾ Beyond 1,000 m, the maximum temperature at rated power will decrease at the rate of 5.5 °C per every additional 1,000 m.

Efficiency INGECON® SUN 100TL $V_{dc} = 570$ V



Size and weight (mm)



100TL STD
75 kg.
100TL PRO
78 kg.



Ingeteam Power Technology, S.A.
Avda. Ciudad de la Innovación, 13
31621 Sarriguren (Navarra) - Spain
Tel.: +34 948 288 000 / Fax: +34 948 288 001
e-mail: solar.energy@ingeteam.com

Ingeteam S.r.l.
Via Emilia Ponente, 232
48014 Castel Bolognese (RA) - Italy
Tel.: +39 0546 651 490 / Fax: +39 054 665 5391
e-mail: italia.energy@ingeteam.com

Ingeteam SAS
La Naurouze B - 140 rue Carmin
31670 Labège - France
Tel: +33 (0)5 61 25 00 00 / Fax: +33 (0)5 61 25 00 11
e-mail: france@ingeteam.com

Ingeteam INC.
3550 W. Canal St.
Milwaukee, WI 53208 - USA
Tel.: +1 (414) 934 4100 / +1 (855) 821 7190 / Fax: +1 414 342 0779
e-mail: solar.us@ingeteam.com

Ingeteam, a.s.
Technologická 371/1
70800 Ostrava - Pustkovec
Czech Republic
Tel.: +420 59 732 6800 / Fax: +420 59 732 6899
e-mail: czech@ingeteam.com

Ingeteam, S.A. de C.V.
Leibniz 13 des 1101, Col. Anzures
Del. Miguel Hidalgo,
11590 - Mexico - CDMX
Tel +5255 6586 9930-31
e-mail: northamerica@ingeteam.com

Ingeteam Ltda.
Rua Estácio de Sá, 560
Jd. Santa Genebra
13080-010 Campinas/SP - Brazil
Tel.: +55 19 3037 3773
e-mail: brazil@ingeteam.com

Ingeteam Pty Ltd.
Unit 2 Alphen Square South
16th Road, Randjiespark
Midrand 1682 - South Africa
Tel.: +2711 314 3190 / Fax: +2711 314 2420
e-mail: southafrica@ingeteam.com

Ingeteam SpA
Los militares 5890, Torre A, oficina 401
7560742 - Las Condes
Santiago de Chile - Chile
Tel.: +56 2 29574531
e-mail: chile@ingeteam.com

Ingeteam Power Technology India Pvt. Ltd.
2nd Floor, 431
Udyog Vihar, Phase III
122016 Gurgaon (Haryana) - India
Tel.: +91 124 420 6491-5 / Fax: +91 124 420 6493
e-mail: india@ingeteam.com

Ingeteam Sp. z o.o.
Ul. Koszykowa 60/62 m 39
00-673 Warszawa - Poland
Tel.: +48 22 821 9930 / Fax: +48 22 821 9931
e-mail: polska@ingeteam.com

Ingeteam Australia Pty Ltd.
iAccelerate Centre, Building 239
Innovation Campus, Squires Way
North Wollongong, NSW 2500 - Australia
Tel.: +61 455 521 490
e-mail: australia@ingeteam.com

Ingeteam Panama S.A.
Av. Manuel Espinosa Batista, Ed. Torre Internacional
Business Center, Apto./Local 407 Urb.C45 Bella Vista
Bella Vista - Panama
Tel.: +50 761 329 467

Ingeteam Service S.R.L.
Bucuresti, Sector 2, Bulevardul
Dimitrie Pompeiu Nr 5-7
Cladirea Hermes Business Campus 1,
Birou 236, Etaj 2 - Romania
Tel.: +40 728 993 202

Ingeteam Philippines Inc.
Office 2, Unit 330, Milelong Bldg.
Amorsolo corner Rufin St.
1230 Makati
Gran Manila - Philippines
Tel.: +63 0917 677 6039

Ingeteam