

**THREE-PHASE  
TRANSFORMERLESS  
DUAL BATTERY  
INVERTER**

**Battery inverter up to 3.28 MVA**

The INGECON® SUN STORAGE Power is a three-phase bidirectional battery inverter that can be used in grid-connected and stand-alone systems. This inverter offers a high power density divided in two power stacks, providing different configurable operating modes. Besides, it features the same technology as Ingeteam's PV inverters, facilitating the supply of spare parts.

**Easy maintenance**

String inverter philosophy has been applied in the design of this central inverter, facilitating the inverter usage. Moreover, the input and output lines are integrated into the same cabinet, in order to make maintenance work easier.

**Battery management**

The INGECON® SUN STORAGE Power features a highly advanced battery control technology, ensuring the maximum life of the storage system. The battery temperature could be controlled at all times ensuring an enhanced lifespan of the accumulator.

**Software included**

Included at no extra cost the software INGECON® SUN Manager for monitoring and recording the inverter data over the Internet. Ethernet communications are supplied as standard.

The INGECON® SUN STORAGE Power three-phase inverter complies with the most demanding international standards.

**Standard 5 year warranty, extendable for up to 25 years**

PROTECTIONS

- Output short-circuits and overloads.
- Insulation failures.
- Motorized DC load break disconnect.
- DC and AC surge arresters, type 2.
- Motorized AC circuit breaker.
- Additional protection for the power stack, as it is air cooled by a closed loop.

INTEGRATED ACCESSORIES

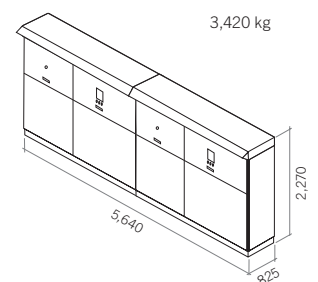
- Ethernet communication.
- DC pre-charge system.
- AC pre-charge system.

OPTIONAL ACCESSORIES

- DC fuses.
- Heating kit, for operating at an ambient temperature of -30 °C (-22 °F).
- Sand trap kit.



Size (mm)



## Battery inverter up to 3.28 MVA

### Stand-alone operating mode:

The INGECON SUN® STORAGE Power, together with Ingeteam's Plant Controller, generates the stand-alone AC grid (to which the PV inverters -both string and central models- and the loads are connected). The ISS Power is able to control the energy flows between this

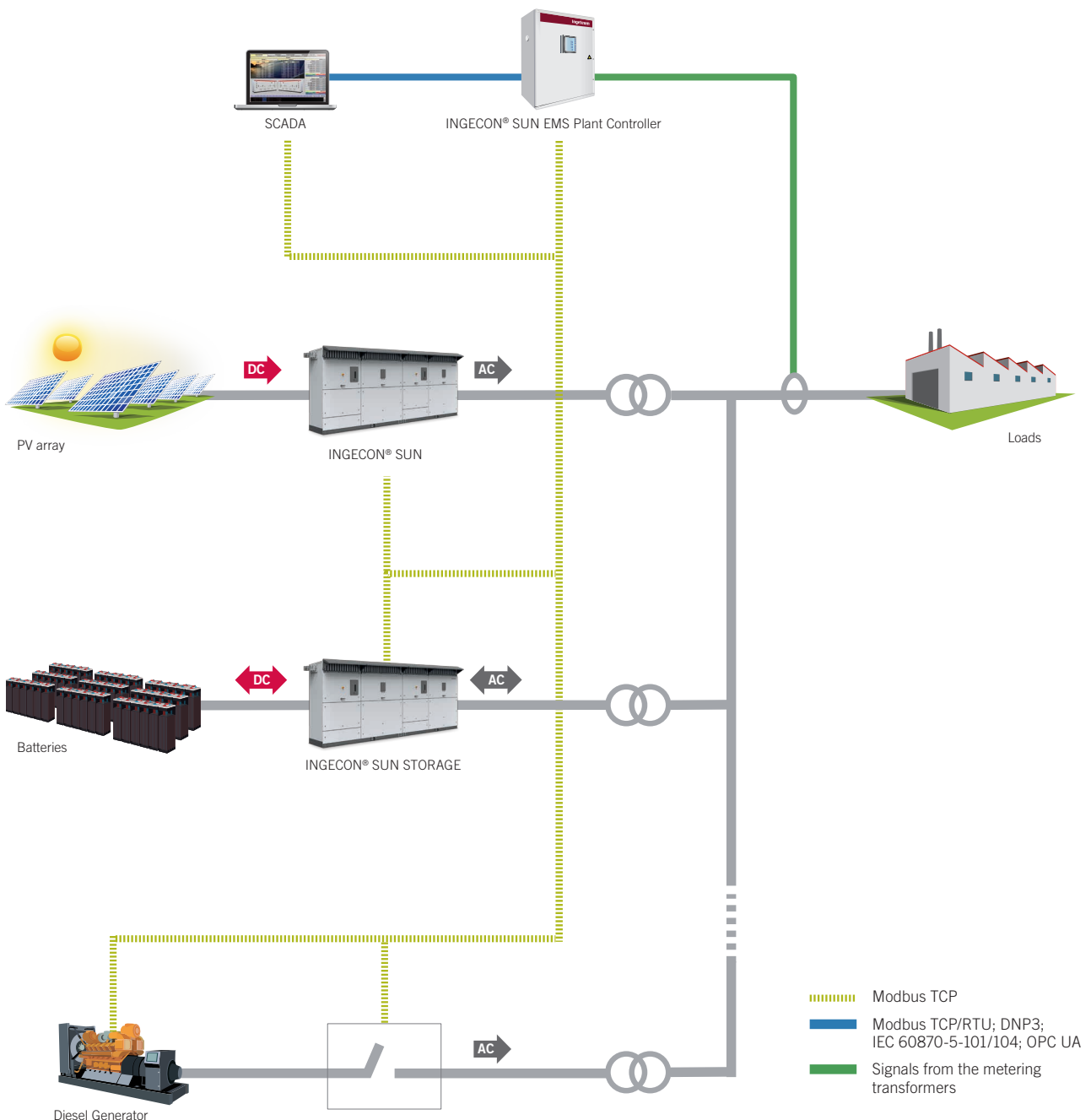
grid and the batteries, based on their status at any given time.

An advanced control system, based on a frequency droop and requiring no communications, manages the power generated by the INGECON SUN® PV inverters

based on the consumption data and the battery state of charge.

The back-up power source (a diesel generator) will only start when the batteries state of charge is below a certain programmable threshold.

### Schema for stand-alone mode



**Grid-connected operating modes:**

**- Self-consumption**

This operating mode is conceived for grid-connected systems with renewable energy sources, in order to minimise grid consumption. If the loads demand more energy than the one produced by the renewable sources then the batteries would cover this demand, increasing the self-consumption ratio.

Back-up functionality is also available. If a grid outage occurs, the battery inverter generates the AC network and the energy stored in the batteries is used to power the loads.

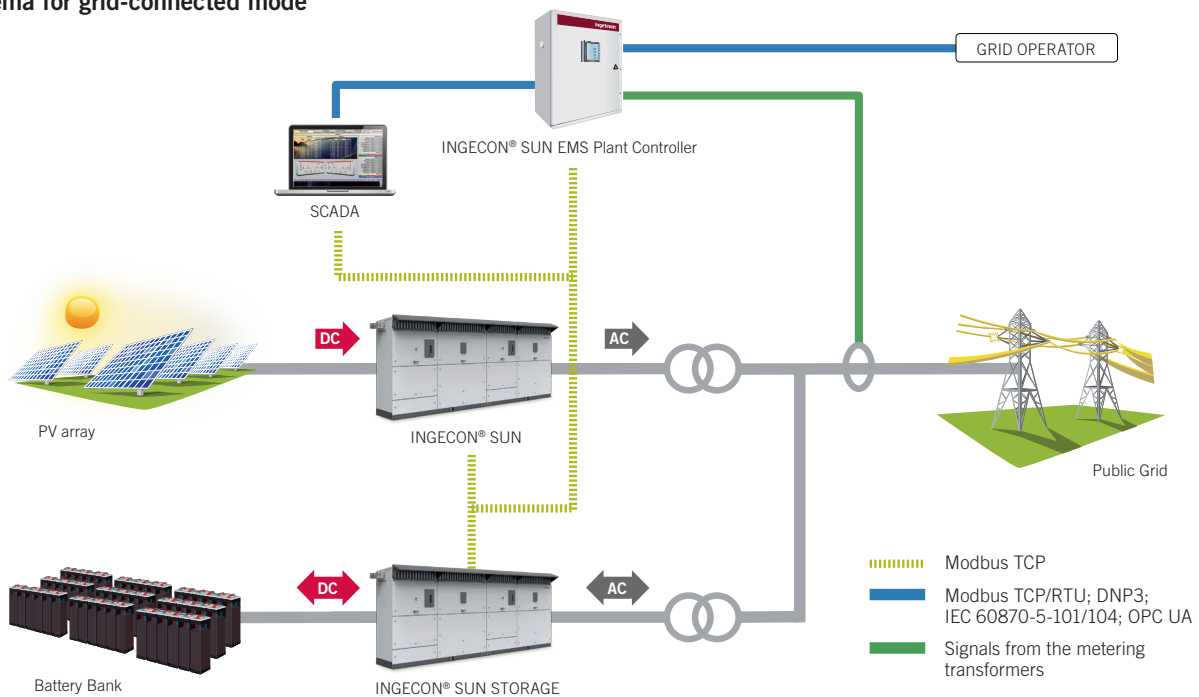
**- Grid Support**

This operating mode is mainly based on active and reactive power control functions that can be implemented thanks to Ingeteam's power plant controller:

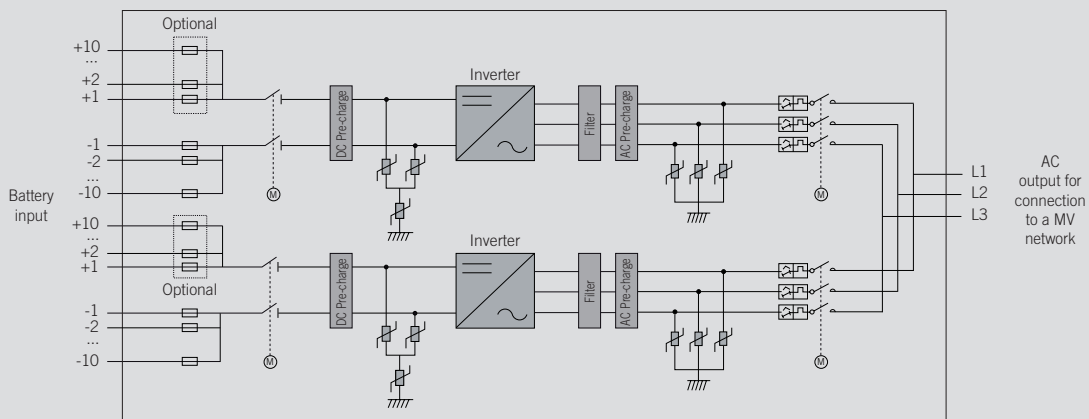
- Active Power Curtailment.
- Ramp Rate Control.
- Fast Frequency Regulation.
- Solar Power Reserve.
- Energy Time Shifting.
- P Open Loop.
- Hybrid Self-Consumption.

- Uninterrupted Power Supply.
- Stand-Alone Generation.
- Q Open Loop.
- Dynamic Reactive Compensation.
- Peak-Shaving.
- On Demand Q.
- Power Factor Control.
- Automatic Voltage Regulation.
- Voltage Droop Control.
- Power Oscillations Damping.
- Black Start capability.

**Schema for grid-connected mode**



**SUN STORAGE Power B Series**



	1900 kVA DUAL ISS 950TL B366	2340 kVA DUAL ISS 1170TL B450	2650 kVA DUAL ISS 1325TL B510	2760 kVA DUAL ISS 1380TL B530	3000 kVA DUAL ISS 1500TL B578	3120 kVA DUAL ISS 1560TL B600	3280 kVA DUAL ISS 1640TL B630
<b>Input (DC)</b>							
Battery voltage range for stand-alone mode	536 - 1,300 V	655 - 1,300 V	740 - 1,300 V	768 - 1,300 V	837 - 1,300 V	868 - 1,300 V	910 - 1,300 V
Battery voltage range for grid-connected modes range <sup>(1)</sup>	588 - 1,300 V	715 - 1,300 V	812.3 - 1,300 V	843.6 - 1,300 V	916 - 1,300 V	950 - 1,300 V	998 - 1,300 V
Maximum voltage <sup>(2)</sup>	1,500 V						
Maximum current	1,850 A per power block						
Type of battery <sup>(3)</sup>	Li-ion, lead, Ni-Cd and flow batteries						
N° inputs with fuse holders	6 up to 10 per power block						
Fuse dimensions	630 A / 1,500 V / aR / 100 kA (L/R 5mS) (optional)						
Type of connection	Single copper bar (up to 30 cables per power block) or multiple copper bars with fuse holders						
<b>Input protections</b>							
Overvoltage protections	Type 2 surge arresters						
DC switch	Motorized DC load break disconnect						
Other protections	Up to 10 pairs of DC fuses per power block (optional) / Insulation failure monitoring / Anti-islanding protection / Emergency pushbutton						
<b>Output (AC)</b>							
Power IP54 @30 °C / @50 °C	1,901.8 kVA / 1,711.6 kVA	2,338 kVA / 2,104.5 kVA	2,650 kVA / 2,385 kVA	2,754 kVA / 2,478.4 kVA	3,004 kVA / 2,703 kVA	3,118 kVA / 2,806 kVA	3,274 kVA / 2,946 kVA
Current IP54 @30 °C / @50 °C	3,000 A / 2,700 A						
Power IP56 @27 °C / @50 °C <sup>(4)</sup>	1,901.8 kVA / 1,683.8 kVA	2,338 kVA / 2,070 kVA	2,650 kVA / 2,346 kVA	2,754 kVA / 2,438 kVA	3,004 kVA / 2,660 kVA	3,118 kVA / 2,760 kVA	3,274 kVA / 2,898 kVA
Current IP56 @27 °C / @50 °C <sup>(4)</sup>	3,000 A / 2,656 A						
Rated voltage	366 V IT System	450 V IT System	510 V IT System	530 V IT System	578 V IT System	600 V IT System	630 V IT System
Frequency	50 / 60 Hz						
Power Factor adjustable	Yes, 0-1 (leading / lagging)						
THD (Total Harmonic Distortion) <sup>(5)</sup>	<3%						
Type of connection	Connection to cables or copper bars						
<b>Output protections</b>							
Overvoltage protections	Type 2 surge arresters						
AC breaker	Motorized AC circuit breaker						
Anti-islanding protection	Yes, with automatic disconnection						
Other protections	AC short circuits and overloads						
<b>Features</b>							
Maximum efficiency	98.9%						
CEC efficiency	98.5%						
Max. consumption aux. services	9,400 W (50 A)						
Stand-by or night consumption <sup>(6)</sup>	<180 W						
Average power consumption per day	4,000 W						
<b>General Information</b>							
Ambient temperature	-20 °C to +57 °C						
Relative humidity (non-condensing)	0 - 100%						
Protection class	IP54 (IP56 with the sand trap kit)						
Corrosion protection	C5H						
Maximum altitude	4,500 m (for installations beyond 1,000 m, please contact Ingeteam's solar sales department)						
Cooling system	Forced air with temperature control (230 V phase + neutral power supply)						
Air flow range	0 - 7,800 m <sup>3</sup> /h per power block						
Average air flow	4,200 m <sup>3</sup> /h per power block						
Acoustic emission (100% / 50% load)	<66 dB(A) at 10m / <54.5 dB(A) at 10m						
Marking	CE, ETL						
EMC & Security standards	EN 61000-6-1, EN 61000-6-2, EN 61000-6-4, EN 61000-3-11, EN 61000-3-12, EN 62109-1, EN 62109-2, IEC62103, EN 50178, FCC Part 15, AS3100						
Grid connection standards	IEC 62116, Arrêté 23-04-2008, CEI 0-16 Ed. III, Terna A68, G59/2, BDEW-Mittelspannungsrichtlinie:2011, P.O.12.3, South African Grid code (ver 2.6), Chilean Grid Code, Ecuadorian Grid Code, Peruvian Grid code, Thailand PEA requirements, IEC61727, UNE 206007-1, ABNT NBR 16149, ABNT NBR 16150, IEEE 1547, IEEE1547.1, GGC&CGC China, DEWA (Dubai) Grid code, Jordan Grid Code, RETIE Colombia						

**Notes:** <sup>(1)</sup> Minimum voltage DC (V<sub>DC, min</sub>) for V<sub>grid, max</sub> = 1.1 p.u. and Power Factor=1. If V<sub>grid, max</sub> is higher than this value, the minimum voltage should be corrected as V<sub>DC, min</sub> \* V<sub>grid, max</sub> / 1.1. For other DC voltage ranges, please contact Ingeteam's solar sales department <sup>(2)</sup> Beyond 1,300 V, the maximum current decreases gradually <sup>(3)</sup> Please contact Ingeteam's solar sales department to access the full list of compatible batteries and BMS <sup>(4)</sup> With the sand trap kit <sup>(5)</sup> For P out >25% of the rated power and voltage in accordance with IEC 61000-3-4 <sup>(6)</sup> Consumption from battery.