

THE CHARGING STATION

for public and private installations



The **FUSION** range is available in two models, **FUSION Street** for ground mounting and **FUSION Wall** for wall mounting.

This dual equipment range has been designed to cover all electric vehicle charging demands in public and private settings alike.

Its standard features include Ethernet and WIFI communications, as well as the latest generation advanced functions such as Dynamic Load Management 2.0 (DLM 2.0) and OCPP protocols.

INGEREV FUSION Street / Wall model options

	FS1MW / FW1MW	FS3MW / FW3MW	FS1AW / FW1AW	FS3AW / FW3AW
GRID	Single phase	Three phase	Single phase	Three phase
MID Wattmeter	✓	✓	✓	✓
Type A manua RCD	✓	✓		
Type A auto-reclose RCD			✓	✓
C Curve MCB	✓	✓	✓	✓

FEATURES

- Floor and wall mountable models, suitable for outdoor installation.
- Single phase and three phase models, with up to 32 amps per charging socket.
- Multiple charging sockets available, Mode 1 + 2 sockets, cables and Mode 3 sockets
- MID wattmeter.
- RGB LED status indicators.
- Multi-language colour screen.
- RFID reader.
- Ethernet and WIFI.
- DLM 2.0.
- Compatibility with OCPP.
- Updates through USB.
- Thermal-Magnetic Differential circuit breakers.
- Front door for ease of operation and maintenance.

- Ethernet switch to minimize the cost of Ethernet cabling.
- Warning message in the event of an outage.
- Possible customization with vinyl decals on all four faces⁽¹⁾.
- General breaker for the rapid disconnection of the charger.
- Security lock with key.
- Door-opening sensor.
- Automatic software updates (OCPP, ISO15118,...) for the entire product life.

OPTIONS

- Remote communication via 3G/4G.
- DC current leakage detector.
- Smart DLM 2.0.
- Communication Modbus TCP.

Notes: ⁽¹⁾ Large surface for vinyl decals ⁽²⁾ 5m optional.

CONNECTOR TYPES



N2
Type 2 Socket



S2
Type 2 Socket with shutters



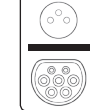
N3
Type 3A Socket



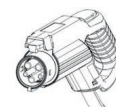
N4
CEE 7/3 type F (Schuko) Socket



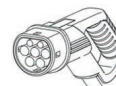
N7
CEE 7/5 type E (Schuko) Socket



S5
N7 and S2



C1
Type 1 cable - 4m⁽²⁾



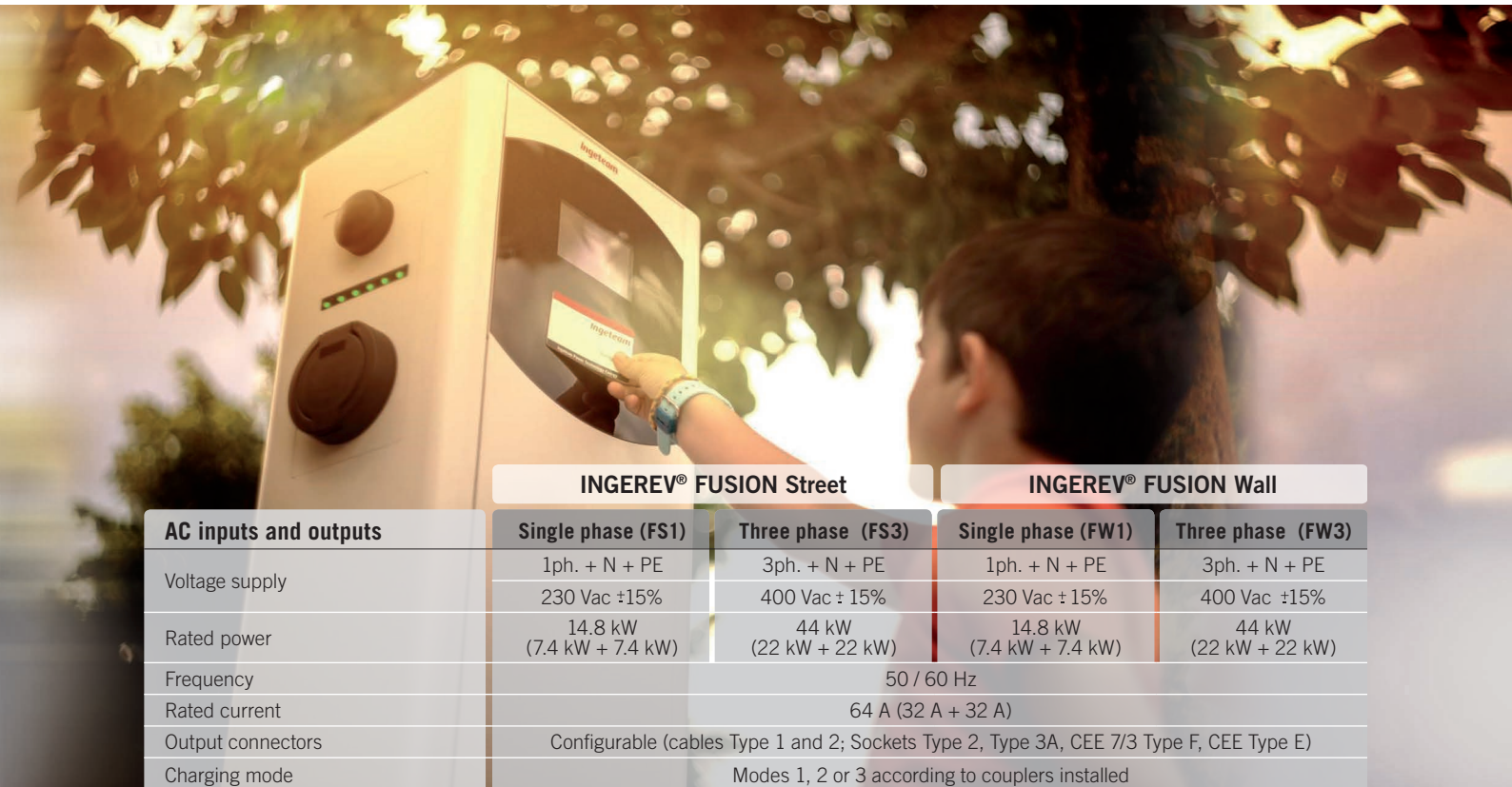
C2
Type 2 cable - 4m⁽²⁾

INGEREV

FUSION

THE CHARGING STATION

for public and private installations



	INGEREV® FUSION Street		INGEREV® FUSION Wall	
AC inputs and outputs	Single phase (FS1)	Three phase (FS3)	Single phase (FW1)	Three phase (FW3)
Voltage supply	1ph. + N + PE 230 Vac ±15%	3ph. + N + PE 400 Vac ± 15%	1ph. + N + PE 230 Vac ± 15%	3ph. + N + PE 400 Vac ±15%
Rated power	14.8 kW (7.4 kW + 7.4 kW)	44 kW (22 kW + 22 kW)	14.8 kW (7.4 kW + 7.4 kW)	44 kW (22 kW + 22 kW)
Frequency	50 / 60 Hz			
Rated current	64 A (32 A + 32 A)			
Output connectors	Configurable (cables Type 1 and 2; Sockets Type 2, Type 3A, CEE 7/3 Type F, CEE Type E)			
Charging mode	Modes 1, 2 or 3 according to couplers installed			
Standards and safety				
General standards	IEC-61851-1, IEC-61851-21-2, IEC-61000			
Overcurrent	MCB curve C 40 A			
Indirect contacts	RCD 30mA type A ⁽¹⁾ / DC current leakage detector (optional)			
Over-voltage	Over-voltage protection Type III			
Functionalities and accessories				
Communications	Ethernet Switch and WIFI 3G/4G (optional)			
Communications protocol	OCPP			
HMI	4.3" TFT multi-language color screen RFID (MIFARE Classic 1K&4K, MIFARE DesFire EV1, NFC)			
General Information				
Consumption in stand-by mode	<10 W			
Energy metering	2 x MID wattmeters			
Operating temperature	-25 °C to 50 °C			
Humidity	<95%			
Maximum altitude	2000 m.			
Weight	33 kg (2 x Type 2)	33 kg (2 x Type 2)	24 kg (2 x Type 2)	24 kg (2 x Type 2)
Dimensions (height x width x depth)	1,400 x 320 x 215 mm	1,400 x 320 x 215 mm	800 x 320 x 215 mm	800 x 320 x 215 mm
Enclosure	Galvanized steel. RAL 9003			
Protection rating	IP54 / IK10			
Marking	CE			
Directives	Low Voltage Directive: 2014/35/EU EMC directive: 2014/30/EU			

Notes: ⁽¹⁾ Manual or auto-reclose protection depending on the model.

Ingeteam